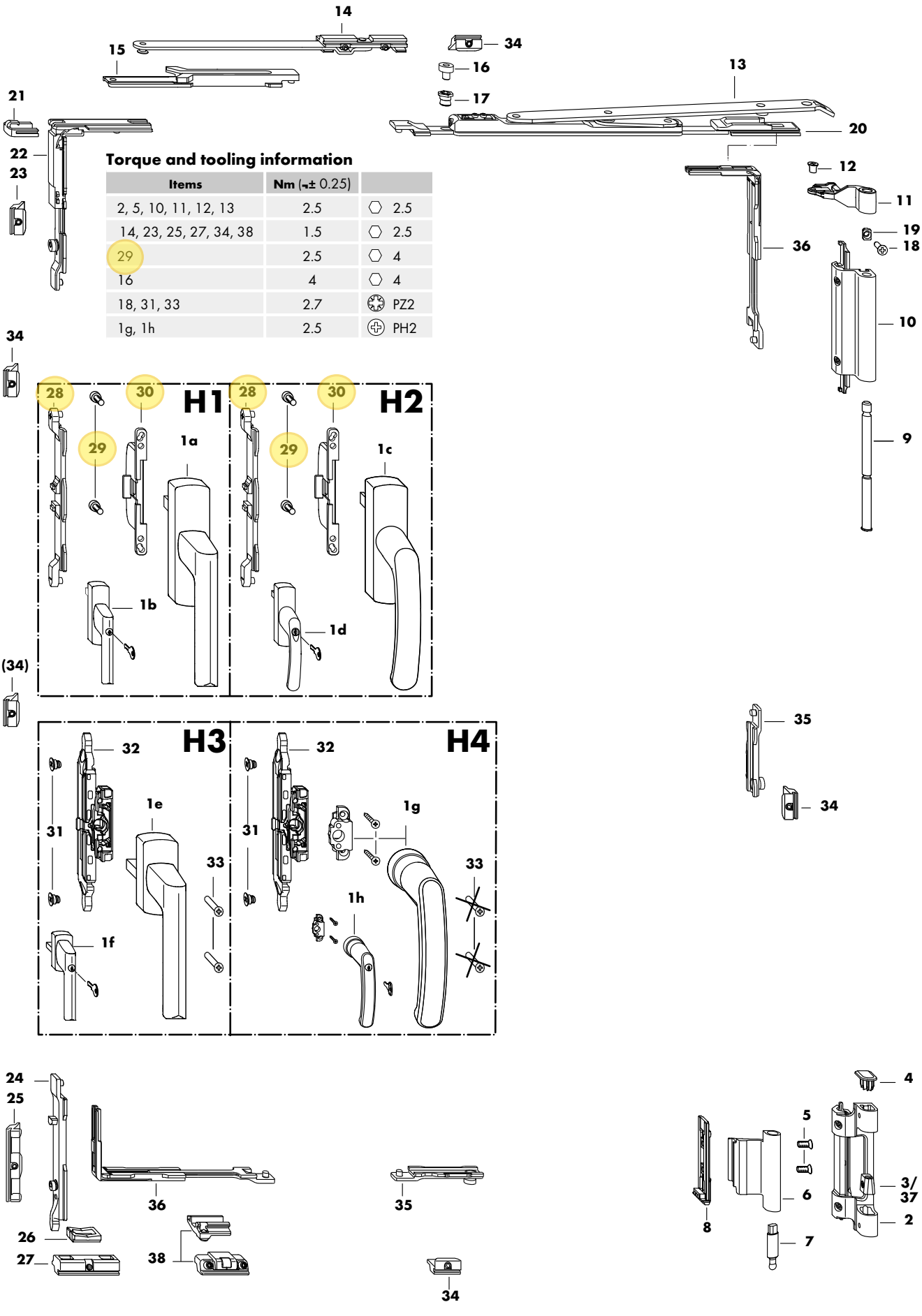

Torque and tooling information

Items	Nm (¬± 0.25)	
2, 5, 10, 11, 12, 13	2.5	⬡ 2.5
14, 23, 25, 27, 34, 38	1.5	⬡ 2.5
29	2.5	⬡ 4
16	4	⬡ 4
18, 31, 33	2.7	PZ2
1g, 1h	2.5	PH2

Observe installation sequence

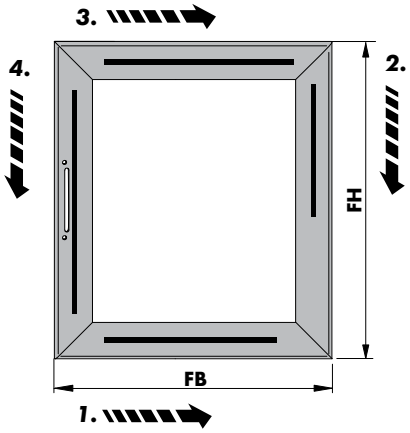

Sequence of installation in sash
- without centre lock (**3. - 4.**)
- with centre lock (**1. - 2. - 3. - 4.**)

Design variants for coupling set (items 28-30) (H1/H2)

USH	X	Material no.
7 - 10 mm	≤ 8.5 mm	MMKL0030-100030
7 - 10 mm	≤ 7.5 mm	MMKL0010-100030
12 mm	≤ 7 mm	MMKL0040-100030

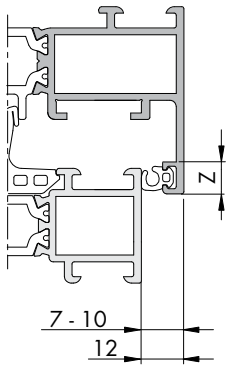

Assembly settings and installation sequence ① to ④

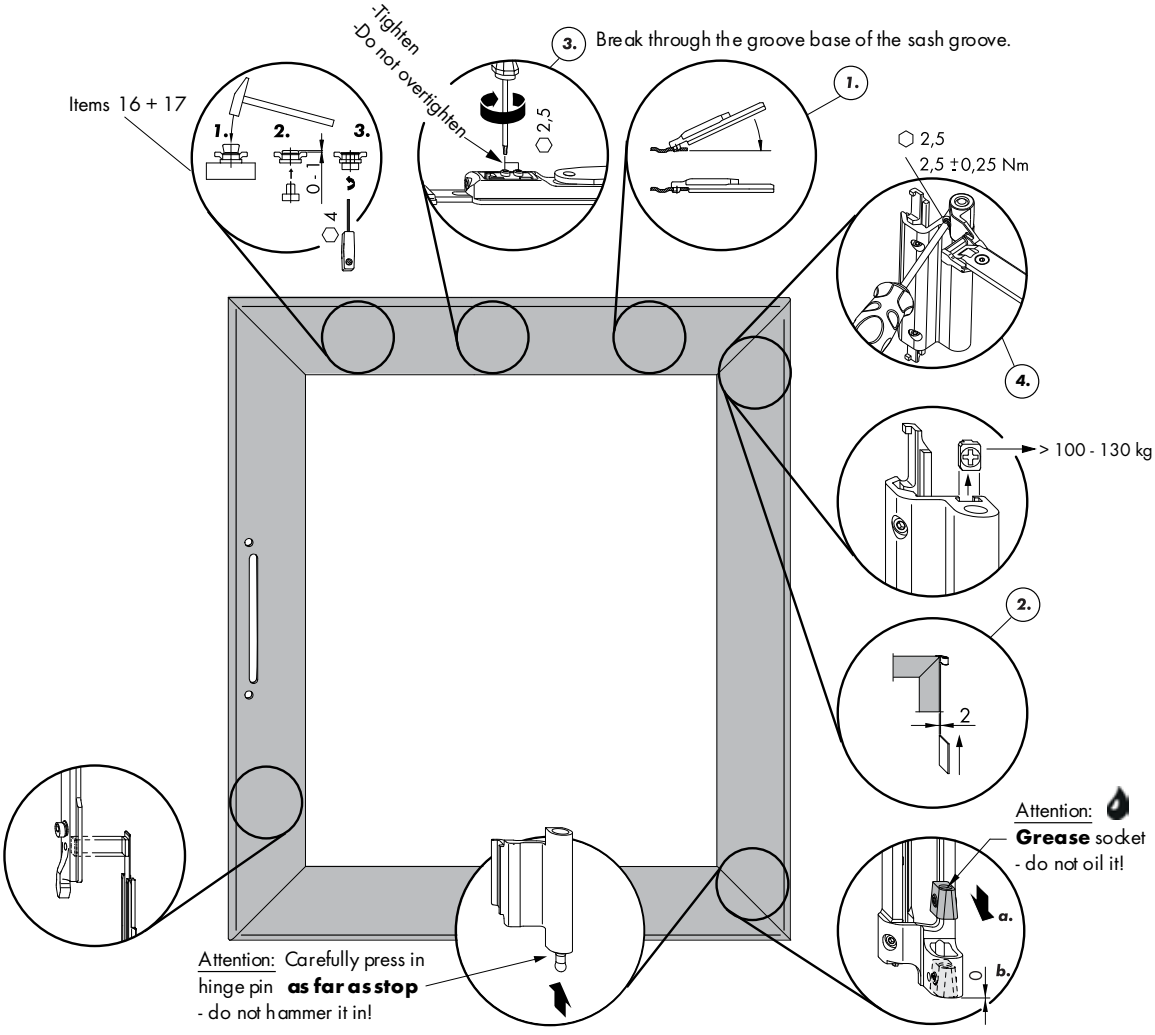

Klik op een artikelnummer om het artikel op kozijnparts.nl te bekijken. Blauw onderstreept = klikbaar.

LM 4200-DK *Hardware list*

	Item	Design Left	Design Right	Description			Material no.		Material no.
	1		1	**Handle LM**			See handle overview LM	Drawing no.: LMen1337	
Generally required	2-11		1	**BS LM 4200**	**Silver**	1	**MMBS0010-525010**	10	**MMBS0010-525020**
			1		**Brown**	1	**MMBS0010-533010**	10	**MMBS0010-533020**
			1		**White** *RAL 9010*	1	**MMBS0010-503010**	10	**MMBS0010-503020**
			1		**White** *RAL 9016*	1	**MMBS0010-504010**	10	**MMBS0010-504020**
			1		**Black** *RAL 9005*	1	**MMBS0010-523010**	10	**MMBS0010-523020**
			1		**EV1**	1	**MMBS0010-524010**	10	**MMBS0010-524020**
			1		**Mill finish**	–	–	5	**246887**
	12-17	–	1	**BS LM 4200/SV right**	**Silver**	1	**MMBS0031-525011**	10	**MMBS0031-525021**
		–	1		**Brown**	1	**MMBS0031-533011**	10	**MMBS0031-533021**
		–	1		**White** *RAL 9016*	1	**MMBS0031-504011**	10	**MMBS0031-504021**
		–	1		**Black** *RAL 9005*	1	**MMBS0031-523011**	10	**MMBS0031-523021**
		1	–	**BS LM 4200/SV left**	**Silver**	1	**MMBS0032-525011**	10	**MMBS0032-525021**
		1	–		**Brown**	1	**MMBS0032-533011**	10	**MMBS0032-533021**
		1	–		**White** *RAL 9016*	1	**MMBS0032-504011**	10	**MMBS0032-504021**
		1	–		**Black** *RAL 9005*	1	**MMBS0032-523011**	10	**MMBS0032-523021**
	18-19	0...1		**Accessories LM 4200 130 kg**	*Sash weight 100 kg and up*	1	–	20	**247037**
	20	1		**Stay LM 4200** *1) up to max. 100 kg sash weight*	*Size* 20[1)]	*a (in mm)* 365 to 600	1	**884805**	20	**273098**
					35	601 to 1,250	1	**884782**	20	**314203**
				2) with additional stay LM	35[2)]	1,251 to 1,600	1	**884782**	20	**314203**
				3) 100 - 130 kg with additional stay LM	35[3)]	1,020 to 1,600	1	**884782**	20	**314203**
	21-28	0...1		**VS LM-DK FBS-EUL KPS**			1	**MMVS0310-100010**	20	**MMVS0310-100030**
		0...1		**VS LM-DK KPS**			1	**MMVS0250-100010**	20	**MMVS0250-100030**
	29-30	1		**Coupling set LM A0156**			1	**MMKL0060-100010**	20	**MMKL0060-100030**
	31-33	0...1		**Coupling set FBS-G 9 mm**			1	**MMKL0030-100010**	20	**MMKL0030-100030**
		0...1		**10 mm**			1	**MMKL0010-100010**	20	**MMKL0010-100030**
		0...1		**USH 12 mm**			1	**MMKL0040-100010**	20	**MMKL0040-100030**
	34-36	0...2		**MV LM 4200-DK**	*a/b ≥ 1,250 mm*		1	**857045**	20	**246979**
	37-40	0...1		**Additional stay LM 4200**	*a ≥ 1,251 mm with stay SZ 35 (> 100 kg a ≥ 1,020 mm)*		1	**857076**	10	**247006**
Accessories										
	41	0...1		**Handle support LM**	*Only for use with VS LM-DK FBS-EUL KPS*		–	–	200	*See table*
	42	0...1		**Pressure piece SV** *(only for BS LM 4200)*	*For width adjustment ± 0.8 mm*		1	**818138**	20	**222041**
	43	0...1		**Pressure piece AV** *(only for BS LM 4200)*	*For width pressure adjustment ± 0.5 mm*		1	**855133**	20	**249796**

Design variations for coupling set FBS-G (31 - 33)

USH	X	Material no.
7 - 10 mm	≤ 8.5 mm	MMKL0030-100030
7 - 10 mm	≤ 7.5 mm	MMKL0010-100030
12 mm	≤ 7 mm	MMKL0040-100030

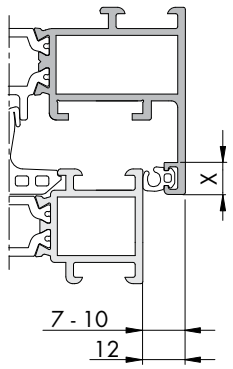

Design variations for handle support (41)

USH	Z	X _ < 7 mm	X 7.1 - 8.5 mm
7 - 10 mm	< 2 mm	MFHA0010-100200	MFHA0010-100200
7 - 10 mm	2.1 - 3 mm	MFHA0010-100200	MFHA0020-100200
7 - 10 mm	> 3 mm	MFHA0010-100200	-
12 mm	-	MFHA0030-100200	-

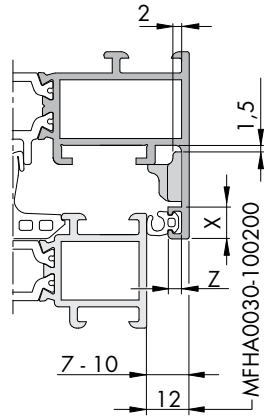

Klik op een artikelnummer om het artikel op kozijnparts.nl te bekijken. Blauw onderstreept = klikbaar.

Nederlandse vertaling

Siegenia - Nederlandse vertaling

Bron: Siegenia ALU-planningshandboek LM 5200 / LM 4200 / axxent (Engels), Duits, blz. 45, 47, 124. Vertaling Kozijn Parts.

Dit artikel: MMKL0040-100010 (in de bladen hiervoor geel gemarkeerd)

Siegenia handboek blz. 45 - ALU 5200-DK BD 3.5 (FBS-G), Hardware overview

Hardware overview ALU 5200-DK BD 3.5 (FBS-G)	beslagoverzicht ALU 5200 draai-kiep, scharnierdoorgang 3,5 mm, met anti-foutbediening bij de kruk (FBS-G)
H1 / H2: items 28, 29, 30 = coupling set (coupling bracket, cheese head screws, mishandling device)	H1 / H2 (kruk Si-line of Globe): posities 28, 29, 30 = koppelset (koppelbeugel, cilinderschroeven, anti-foutbediening)
H3 / H4: gear set FBS	H3 / H4: kruk met ingefreesde aandrijving met anti-foutbediening
Torque and tooling information	aanhaalmomenten en gereedschap

Siegenia handboek blz. 47 - ALU 5200-DK BD 3.5 (FBS-G), Assembly and design variants for coupling set

Design variants for coupling set (items 28-30) (H1/H2): USH / X / Material no.	uitvoeringen koppelset (posities 28-30) bij kruk H1/H2: overslaghoogte vleugel (USH) / maat X / artikelnummer
7 - 10 mm / ? 8.5 mm / MMKL0030-100030	overslag 7-10 mm, maat X max. 8,5 mm: MMKL0030 (9 mm)
7 - 10 mm / ? 7.5 mm / MMKL0010-100030	overslag 7-10 mm, maat X max. 7,5 mm: MMKL0010 (10 mm)
12 mm / ? 7 mm / MMKL0040-100030	overslag 12 mm, maat X max. 7 mm: MMKL0040 (USH 12 mm)
Observe installation sequence; sequence of installation in sash	let op de montagevolgorde in de vleugel (zonder middensluiting 3-4, met middensluiting 1-2-3-4)
Attention: carefully press in hinge pin as far as stop - do not hammer it in! Grease socket - do not oil it!	let op: scharnierpen voorzichtig tot de aanslag indrukken, niet inslaan; smeernippel invetten, niet oliën

Siegenia handboek blz. 124 - LM 4200-DK Hardware list (LMen1362 blz. 3)

31-33 0...1 Coupling set FBS-G 9 mm MMKL0030 / 10 mm MMKL0010 / USH 12 mm MMKL0040 (1 piece -100010, 20 pieces -100030)	pos. 31-33, optioneel: koppelset met anti-foutbediening bij de kruk, 9 / 10 / 12 mm (per stuk -100010, per 20 -100030)
Design variations for coupling set FBS-G (31 - 33): USH / X	uitvoeringen koppelset: kies op overslaghoogte (USH) en maat X, zie de tabel
21-28 VS LM-DK FBS-EUL KPS / VS LM-DK KPS	pos. 21-28: sluitzijde-set draai-kiep (met of zonder anti-foutbediening in de hoekoverbrenger)
Stay LM 4200 / additional stay / MV / pressure pieces	schaar, extra schaar, middensluiting, drukstukken

Vertaling door Kozijn Parts van de originele fabrikantpagina's hiervoor. Bij verschil geldt de originele tekst van de fabrikant.

Klik op een artikelnummer om het artikel op kozijnparts.nl te bekijken. Blauw onderstreept = klikbaar.